

QUICKSTART GUIDE

LOCKED IN FIT FOR EVERY BEAT



M6

IN-EAR SPORTS HEADPHONES WITH MEMORY WIRE

www.MEEaudio.com/M6

HOW TO WEAR FIT VIDEO

Before first use, watch our fit video by visiting MEEaudio.com/M6Vid or scanning the QR code:



IMPORTANT

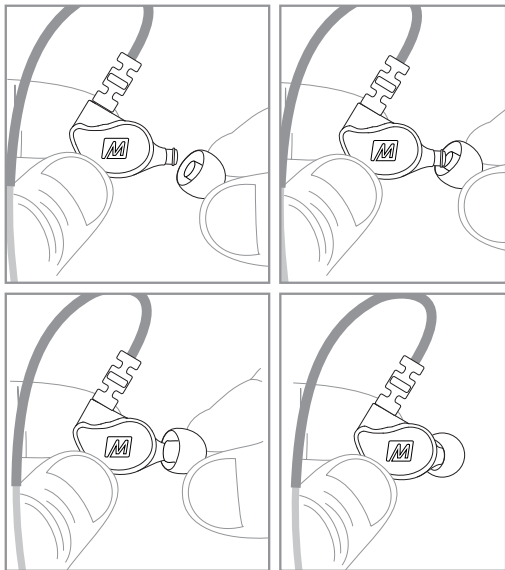
Please read this quickstart guide in its entirety to ensure best fit and sound.

STEP 1: SELECTING EARTIPS

Multiple sets of eartips are included to ensure you get the best fit with your headphones. The correct eartips for your ear will allow the earpieces to fit flush, reduce outside noise, and provide good bass response.

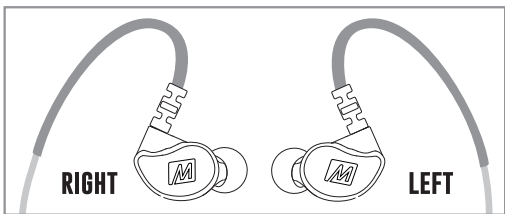
Install eartips as shown. Make sure eartips are installed securely before use.

If you experience a lack of bass or hear tinny, distant, or muffled sound, try a different eartip size.

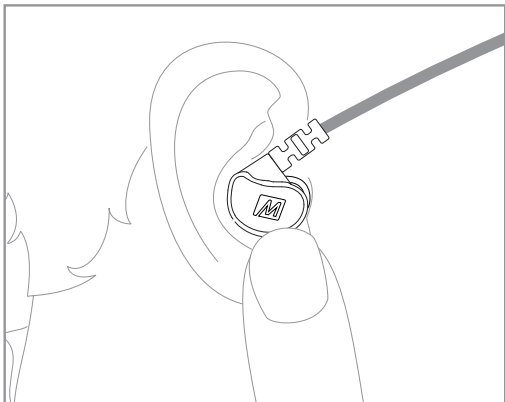


STEP 2: WEARING THE M6

Identify the right and left earpieces by locating the **R** and **L** symbols on each earpiece.

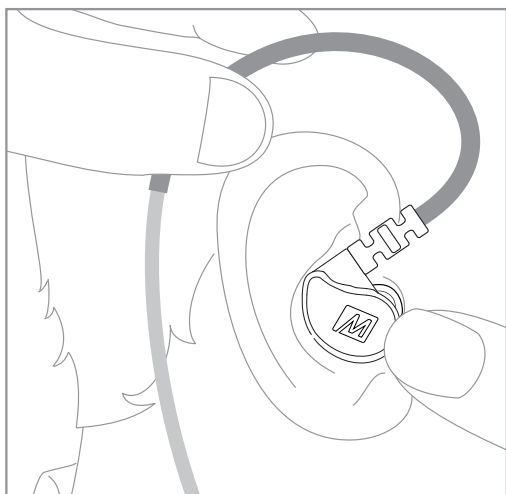


Straighten the memory wire and put each earpiece in the corresponding ear.



STEP 2: WEARING THE M6 (CONTINUED)

Adjust each earpiece until it fits flush in your ear and the eartip seals the ear canal.



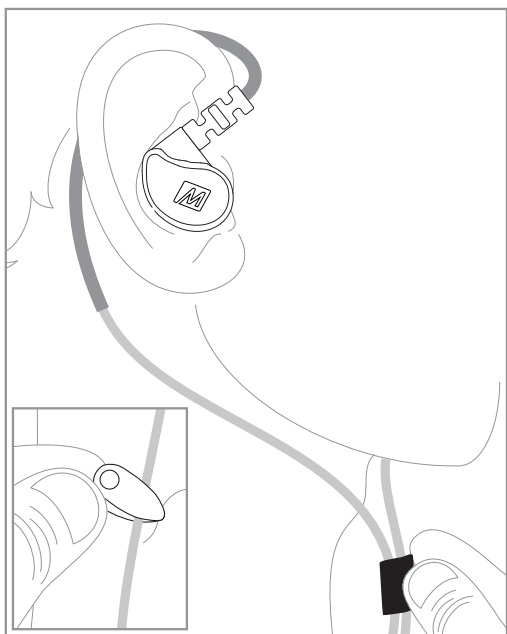
STEP 2: WEARING THE M6 (CONTINUED)

Holding the earpiece in place, bend the memory wire around your ear to achieve a conforming fit. While pulling the cable gently with one hand, squeeze the memory wire behind your ear with the other hand until the fit is tight and secure.



STEP 3: SECURE THE CABLE

Tighten the sliding cable cinch for the most secure fit. Use the shirt clip to control cable movement



ADDITIONAL INFORMATION

WARNING

Using headphones at high to moderate volumes for extended periods of time will result in permanent hearing damage. It is advised you keep volume levels moderate to low at all times for your safety. Do not use while driving a car, cycling, operating machinery, or performing other activities that require hearing surrounding sounds.

Keep the device and packaging out of the reach of children.

FOR ADDITIONAL SUPPORT

- Watch our fit video by visiting MEEaudio.com/M6Vid
- View FAQs and troubleshooting guides at MEEaudio.com/support
- Contact us at support@MEEaudio.com

WARRANTY

The M6 is covered by a 1-year manufacturer warranty. For more information, visit MEEaudio.com/support.

QUESTIONS? WE'RE HERE TO HELP!

Phone Support: 626-965-1008 x31
Monday ~ Friday 9am to 5:30pm PST

Email Support: support@MEEaudio.com
All emails are responded to within 2 business days

